

TEXAS EDUCATION AGENCY
2019 Charter School Performance Framework (CSPF)

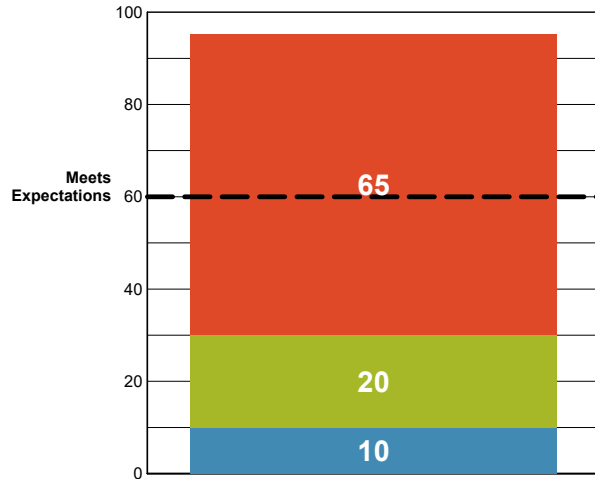
LEADERSHIP PREP SCHOOL
(CDN 061804)

2019 CSPF - TIER 1 - High-Quality Performance

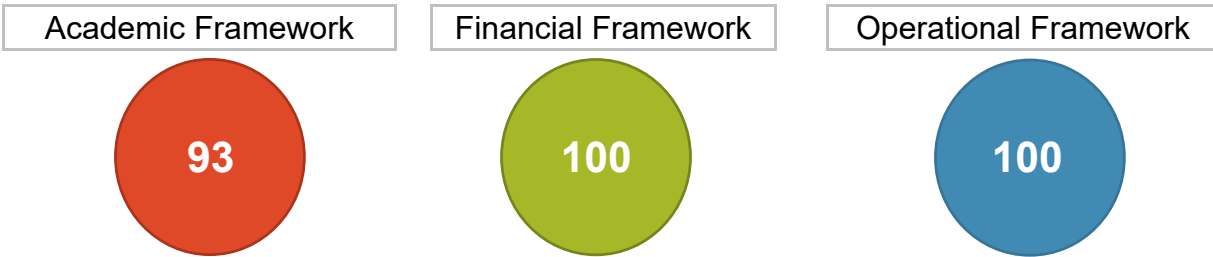
2019 Accountability Procedures: Standard	Enrollment: 1,283
2019 Accountability Rating: A	Grades Served: K-11
2019 Charter FIRST Rating: A - Superior	Number of Campuses: 2
2019 Accreditation Status: ACCREDITED	Start Date: August 22, 2011
	Superintendent: Mrs. Stacy Alton

Overall Score: 95

Framework	Score	Weight	Weighted Score
Academic	93	70%	65.2
Financial	100	20%	20.0
Operational	100	10%	10.0
TOTAL			95.2



Meets Expectations
 (Total is at or above 60)



The Charter School Performance Framework report is an overall district-level report that is designed to provide parents, the public, charter operators, and the authorizer with information about each charter school's performance. The CSPF includes three frameworks that measure the academic, financial, and operational performance of a charter school. The [2019 Charter School Performance Framework Manual](#) describes the 2019 indicators, ratings, performance expectations, data sources, and other helpful information.

Academic Framework

Indicator	Points	Score	Weight	Weighted Score
1a Overall A-F Score	92 out of 100	92	80%	73.6
1b Academic Achievement (Domain 3 – Closing the Gaps)	95 out of 100	95	10%	9.5
1c Campus Status	10 out of 10	100	10%	10.0
TOTAL				93.1



Meets Expectations
(Total is at or above 60)

Financial Framework

Indicator	Points	Score	Weight	Weighted Score
2a Overall Charter FIRST Score	100 out of 100	100	70%	70.0
Short-Term Solvency				
2b Cash on Hand	10 out of 10	100	7.5%	7.5
2c Assets to Liabilities	10 out of 10	100	7.5%	7.5
Long-Term Solvency				
2d Revenues Equal or Exceed Expenses	10 out of 10	100	7.5%	7.5
2e Debt Service Coverage Ratio	10 out of 10	100	7.5%	7.5
TOTAL				100.0



Meets Expectations
(Total is at or above 60)

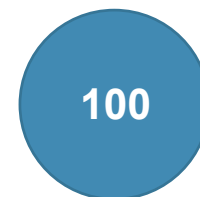
Operational Framework

Rating	Indicator
<input checked="" type="checkbox"/>	3a Teacher Qualifications
<input checked="" type="checkbox"/>	3b Special Pop Program Requirements
<input checked="" type="checkbox"/>	3c BE/ESL Program Requirements
<input checked="" type="checkbox"/>	3d Governance Reporting
<input checked="" type="checkbox"/>	3e Training Requirements
<input checked="" type="checkbox"/>	3f Criminal Record Reporting Requirements
<input checked="" type="checkbox"/>	3g PEIMS Reporting
<input checked="" type="checkbox"/>	3h Certificate of Occupancy Requirements
<input checked="" type="checkbox"/>	3i Administrative Cost Ratio

Rating	Indicator (Cont.)
<input checked="" type="checkbox"/>	3j 50% of Students in Tested Grades
<input checked="" type="checkbox"/>	3k Child Nutrition Program Eligibility
<input checked="" type="checkbox"/>	3l Assessment Material Handling
TOTAL Points Earned / Points Evaluated * 100	

Meets Does Not Meet NA

12 / 12 =



Meets Expectations
(Total is at or above 60)